



FOOTBALL  
FEDERATION  
AUSTRALIA

20  
18

# NATIONAL PARTICIPATION REPORT

# INTRODUCTION

## **Football Federation Australia would like to acknowledge and celebrate football's participation across all levels of the game, which has reached a record high of over 1.8 million participants.**

Football participation in 2018 has seen a 13% overall increase, with significant growth in key participation segments. Our women and girls participation base continues to increase and provide one of the greatest growth opportunities for Football. The 2018 AFC Women's Asian Cup and rebel Female Football Week have played a key role in driving new women and girls to our game, now boasting over 141,000 registered participants.

Our outdoor affiliated network continues to grow as we attract, engage and retain more participants to our community clubs. The efforts and investment from our volunteers, coaches and referees ensure we provide participants with a positive experience, which is highlighted by a 72% participant retention rate. ALDI MiniRoos continues to be our marquee program and the leading junior introductory program within Australia, with over 227,000 boys and girls playing.

Further, we have increasingly leveraged our games greatest assets; the Hyundai A-League and Westfield W-League Clubs, to engage and connect with new markets. This is reflected with over 14% growth in school participation, community events and promotional experiences delivered by the clubs, as we focus on converting our football participation base into fans.

We continue to invest in opportunities to ensure football remains a diverse and inclusive game for all Australians through programs and tournaments specifically for CaLD communities, Aboriginal & Torres Strait Islanders and all-ability participants.

Our 2018 participation figures are a credit to the efforts of our Member Federations, Hyundai A-League and Westfield W-League Clubs, Associations, Zones and Community Clubs.

2018 Football participation highlights:

- 13% overall growth on 2017 participation
- 1.5% growth in outdoor affiliated participation
- 2% growth in Women & Girls participation
- 2% growth in ALDI MiniRoos
- 30% growth in other formats including Futsal and Social Football
- 11% growth in Schools participation including School programs and competitions

We thank you for your efforts as we continue to be Australia's largest and most popular club-based sport.

Emma Highwood



**HEAD OF COMMUNITY, WOMEN'S FOOTBALL AND FOOTBALL DEVELOPMENT**



# 2018 NSW SUMMARY



**TOTAL PARTICIPATION**  
**939,897**

**9%** **GROWTH**  
ON 2017

## WOMEN & GIRLS PARTICIPATION

**69,339**

INCLUDES OUTDOOR,  
REGISTERED FUTSAL & SOCIAL



**HYUNDAI A-LEAGUE**



**Westfield W-LEAGUE**

## TOTAL PARTICIPATION


**402,919**

INCLUDES SCHOOLS, COMMUNITY EVENTS & PROMOTIONAL EXPERIENCES

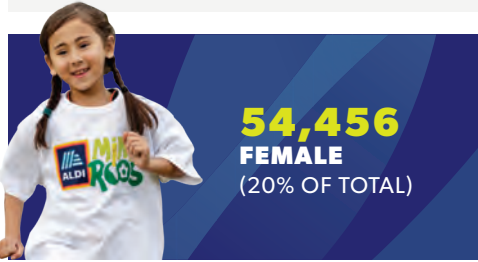
## OUTDOOR AFFILIATED FOOTBALL

**238,459**  
PARTICIPANTS

**752**  
CLUBS



**184,003**  
MALE  
(80% OF TOTAL)



**54,456**  
FEMALE  
(20% OF TOTAL)



**102,073**  
PARTICIPANTS



MALE  
79,923



FEMALE  
22,150

**YOUTH**  
**66,314**  
PARTICIPANTS



MALE  
48,111



FEMALE  
18,203

**SENIOR**  
**70,072**  
PARTICIPANTS



MALE  
55,969



FEMALE  
14,103



**18,745**

REGISTERED COACHES

87% MALE  
13% FEMALE



**5,332**

REGISTERED REFEREES

88% MALE  
12% FEMALE



**14,253**

VOLUNTEERS

47% MALE  
53% FEMALE

## SPECIFIC DIVERSITY AND INCLUSION PROGRAMS

**1,588**

Includes programs specifically for Cultural and Linguistically Diverse Communities, Aboriginal and Torres Strait Islander & All Ability participants

## OTHER FORMATS

### FUTSAL

**6,716**  
PARTICIPANTS



MALE



FEMALE

### SOCIAL

**48,003**  
PARTICIPANTS



MALE



FEMALE

**77,858**

SCHOOL PROGRAMS

+

**163,007**

SCHOOL COMPETITIONS

**SCHOOLS TOTAL**

**= 240,865**

**PARTICIPANTS**

## COMMUNITY EVENTS & PROMOTIONAL EXPERIENCES

**365,936**

PARTICIPANTS

# 2018 VIC SUMMARY



**TOTAL PARTICIPATION**  
**352,798**

**24%** **GROWTH**  
ON 2017

**WOMEN & GIRLS PARTICIPATION**  
**15,933**

INCLUDES OUTDOOR,  
REGISTERED FUTSAL & SOCIAL



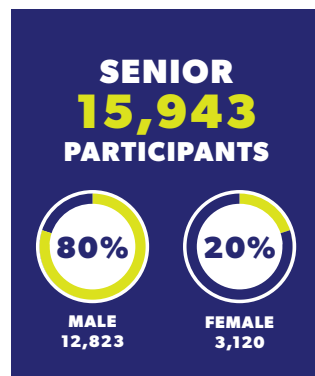
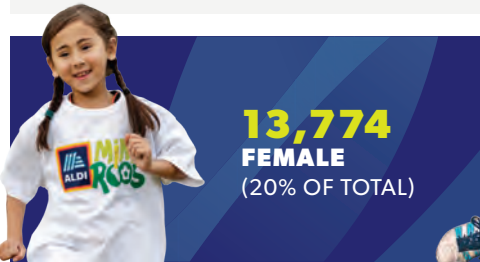
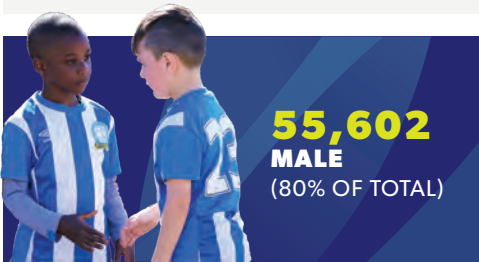
**TOTAL PARTICIPATION**  
**145,619**

INCLUDES SCHOOLS, COMMUNITY EVENTS & PROMOTIONAL EXPERIENCES

## OUTDOOR AFFILIATED FOOTBALL

**69,376**  
**PARTICIPANTS**

**358**  
**CLUBS**



**2,533**  
**REGISTERED COACHES**  
91% MALE  
9% FEMALE

**1,532**  
**REGISTERED REFEREES**  
91% MALE  
9% FEMALE

**2,148**  
**VOLUNTEERS**  
57% MALE  
43% FEMALE

**SPECIFIC DIVERSITY AND INCLUSION PROGRAMS**  
**934**

Includes programs specifically for Cultural and Linguistically Diverse Communities, Aboriginal and Torres Strait Islander & All Ability participants

## OTHER FORMATS

**FUTSAL**  
**26,272**  
**PARTICIPANTS**

**78%** MALE  
**22%** FEMALE

**SOCIAL**  
**7,724**  
**PARTICIPANTS**

**66%** MALE  
**34%** FEMALE

**56,510**  
SCHOOL PROGRAMS  
+  
**82,874**  
SCHOOL COMPETITIONS  
= **139,384**  
**PARTICIPANTS**

**COMMUNITY EVENTS & PROMOTIONAL EXPERIENCES**  
**102,895**  
**PARTICIPANTS**

# 2018 QLD SUMMARY



TOTAL PARTICIPATION

**173,116**



## WOMEN & GIRLS PARTICIPATION

**17,514**

INCLUDES OUTDOOR, REGISTERED FUTSAL & SOCIAL



HYUNDAI A-LEAGUE



Westfield W-LEAGUE

TOTAL PARTICIPATION

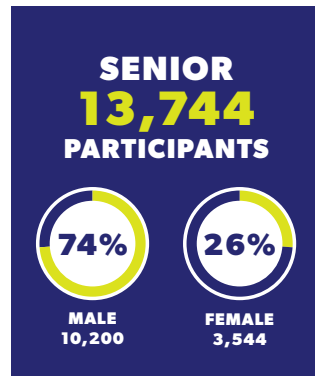
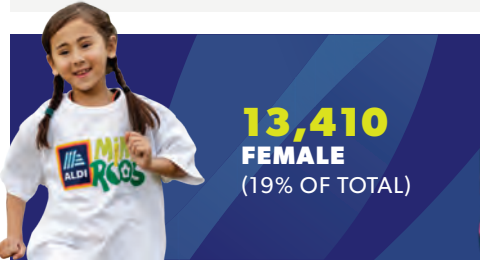

**70,058**

INCLUDES SCHOOLS, COMMUNITY EVENTS & PROMOTIONAL EXPERIENCES

## OUTDOOR AFFILIATED FOOTBALL

**70,273 PARTICIPANTS**

**317 CLUBS**



## SPECIFIC DIVERSITY AND INCLUSION PROGRAMS

**880**

Includes programs specifically for Cultural and Linguistically Diverse Communities, Aboriginal and Torres Strait Islander & All Ability participants

## OTHER FORMATS



**43,312 SCHOOL PROGRAMS**  
+ **5,674 SCHOOL COMPETITIONS**  
= **48,986 PARTICIPANTS**

## COMMUNITY EVENTS & PROMOTIONAL EXPERIENCES

**23,915 PARTICIPANTS**

# 2018 WA SUMMARY



## TOTAL PARTICIPATION

# 152,809

**17%** GROWTH ON 2017

### WOMEN & GIRLS PARTICIPATION

## 7,754

INCLUDES OUTDOOR, REGISTERED FUTSAL & SOCIAL



HYUNDAI A-LEAGUE



Westfield W-LEAGUE

### TOTAL PARTICIPATION

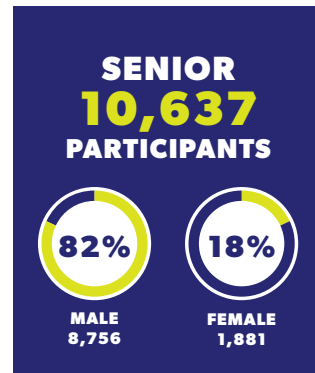
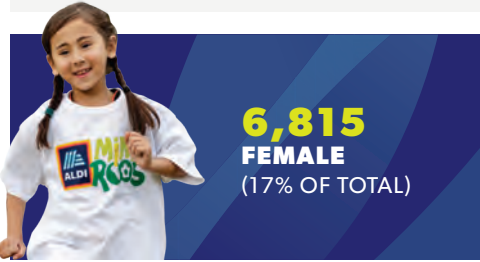

## 56,171

INCLUDES SCHOOLS, COMMUNITY EVENTS & PROMOTIONAL EXPERIENCES

## OUTDOOR AFFILIATED FOOTBALL

## 40,068 PARTICIPANTS

## 249 CLUBS



**1,559 REGISTERED COACHES**  
92% MALE  
8% FEMALE

**697 REGISTERED REFEREES**  
92% MALE  
8% FEMALE

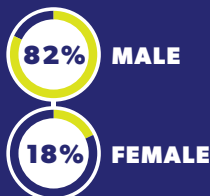
### SPECIFIC DIVERSITY AND INCLUSION PROGRAMS

## 2,174

Includes programs specifically for Cultural and Linguistically Diverse Communities, Aboriginal and Torres Strait Islander & All Ability participants

## OTHER FORMATS

**FUTSAL 152 PARTICIPANTS**



**SOCIAL 4,612 PARTICIPANTS**



**75,276 SCHOOL PROGRAMS**  
+ **21,801 SCHOOL COMPETITIONS**  
= **97,077 SCHOOLS TOTAL PARTICIPANTS**

### COMMUNITY EVENTS & PROMOTIONAL EXPERIENCES

## 6,470 PARTICIPANTS

# 2018 NNSW SUMMARY



**TOTAL PARTICIPATION**

**93,868**

**24%** GROWTH ON 2017

**WOMEN & GIRLS PARTICIPATION**

**14,860**

INCLUDES OUTDOOR, REGISTERED FUTSAL & SOCIAL



**TOTAL PARTICIPATION**

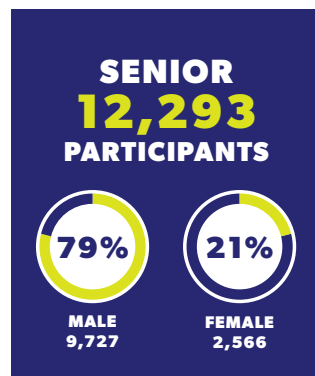
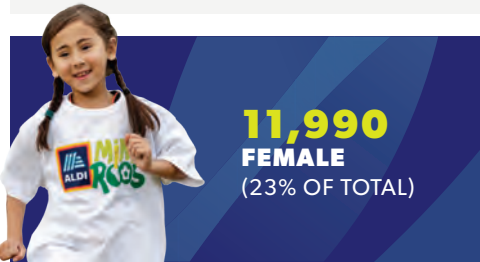

**10,690**

INCLUDES SCHOOLS, COMMUNITY EVENTS & PROMOTIONAL EXPERIENCES

## OUTDOOR AFFILIATED FOOTBALL

**52,579 PARTICIPANTS**

**233 CLUBS**



**SPECIFIC DIVERSITY AND INCLUSION PROGRAMS**

**404**

Includes programs specifically for Cultural and Linguistically Diverse Communities, Aboriginal and Torres Strait Islander & All Ability participants

## OTHER FORMATS



**4,348** SCHOOL PROGRAMS  
**+**  
**7,200** SCHOOL COMPETITIONS  
**= 11,548** SCHOOLS TOTAL PARTICIPANTS

**COMMUNITY EVENTS & PROMOTIONAL EXPERIENCES**

**8,712 PARTICIPANTS**

# 2018 SA SUMMARY



TOTAL PARTICIPATION

69,715

18% GROWTH ON 2017

## WOMEN & GIRLS PARTICIPATION

4,654

INCLUDES OUTDOOR, REGISTERED FUTSAL & SOCIAL



HYUNDAI A-LEAGUE



Westfield W-LEAGUE

TOTAL PARTICIPATION

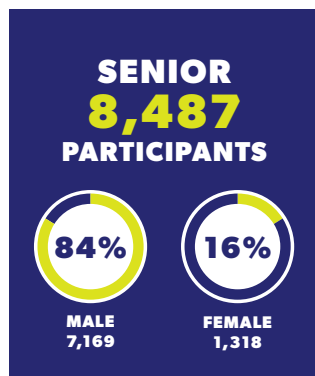
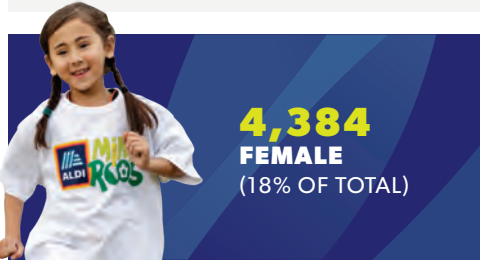
37,530

INCLUDES SCHOOLS, COMMUNITY EVENTS & PROMOTIONAL EXPERIENCES

## OUTDOOR AFFILIATED FOOTBALL

24,287 PARTICIPANTS

291 CLUBS



1,609 REGISTERED COACHES  
93% MALE | 7% FEMALE

351 REGISTERED REFEREES  
90% MALE | 10% FEMALE

SPECIFIC DIVERSITY AND INCLUSION PROGRAMS 400

Includes programs specifically for Cultural and Linguistically Diverse Communities, Aboriginal and Torres Strait Islander & All Ability participants

## OTHER FORMATS



7,621 SCHOOL PROGRAMS + 1,738 SCHOOL COMPETITIONS = 9,359 SCHOOLS TOTAL PARTICIPANTS

COMMUNITY EVENTS & PROMOTIONAL EXPERIENCES 31,512 PARTICIPANTS

# 2018 ACT SUMMARY



## TOTAL PARTICIPATION

# 39,386

**32%** GROWTH  
ON 2017

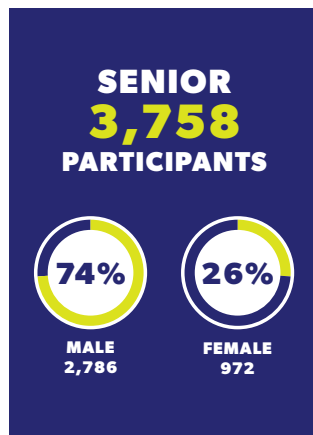
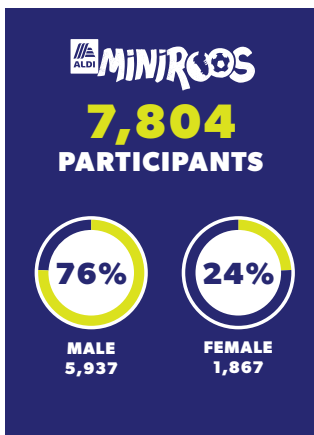
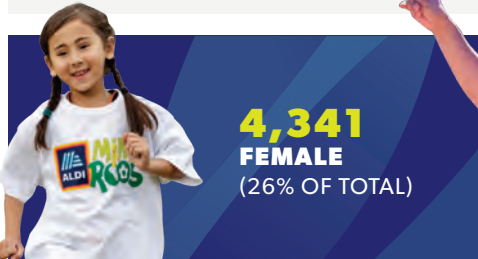

## WOMEN & GIRLS PARTICIPATION 6,814

INCLUDES OUTDOOR, REGISTERED FUTSAL & SOCIAL

## OUTDOOR AFFILIATED FOOTBALL

### 16,651 PARTICIPANTS

### 44 CLUBS



**639**  
REGISTERED COACHES  
87% MALE  
13% FEMALE

**622**  
REGISTERED REFEREES  
79% MALE  
21% FEMALE

**SPECIFIC DIVERSITY  
AND INCLUSION PROGRAMS**  
**744**

Includes programs specifically for Cultural and Linguistically Diverse Communities, Aboriginal and Torres Strait Islander & All Ability participants

## OTHER FORMATS



**2,249** SCHOOL PROGRAMS  
+ **2,515** SCHOOL COMPETITIONS  
= **4,764** PARTICIPANTS

**COMMUNITY EVENTS &  
PROMOTIONAL EXPERIENCES**  
**9,067**  
PARTICIPANTS

# 2018 TAS SUMMARY



## TOTAL PARTICIPATION

# 18,294

## WOMEN & GIRLS PARTICIPATION

### 3,529

INCLUDES OUTDOOR, REGISTERED FUTSAL & SOCIAL

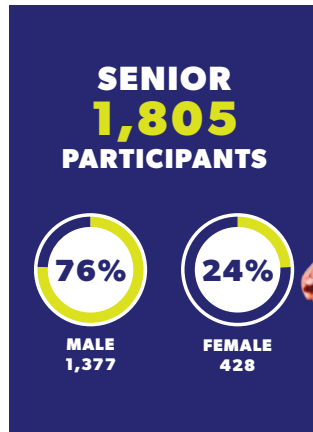
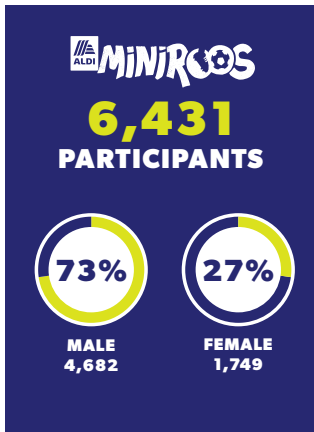
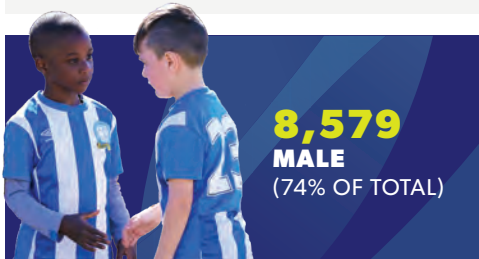
## OUTDOOR AFFILIATED FOOTBALL

### 11,668

#### PARTICIPANTS

### 125

#### CLUBS



**SPECIFIC DIVERSITY AND INCLUSION PROGRAMS**  
**600**

Includes programs specifically for Cultural and Linguistically Diverse Communities, Aboriginal and Torres Strait Islander & All Ability participants

## OTHER FORMATS

**FUTSAL**  
**2,000**  
PARTICIPANTS



MALE



FEMALE

**800**  
SCHOOL PROGRAMS  
+  
**1,800**  
SCHOOL COMPETITIONS

**SCHOOLS TOTAL**  
**2,600**  
PARTICIPANTS

# 2018 NT SUMMARY



FOOTBALL  
NORTHERN  
TERRITORY

TOTAL PARTICIPATION

8,445

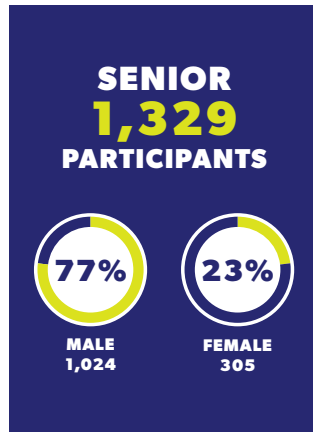
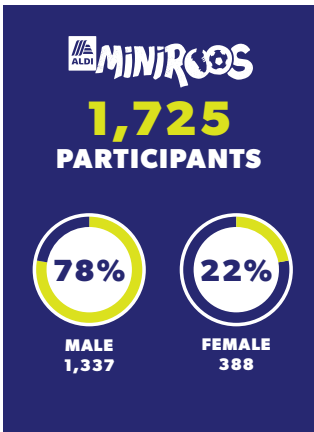
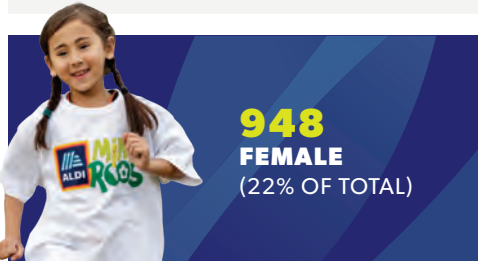

## WOMEN & GIRLS PARTICIPATION 1,090

INCLUDES OUTDOOR, REGISTERED FUTSAL & SOCIAL

### OUTDOOR AFFILIATED FOOTBALL

4,289  
PARTICIPANTS

17  
CLUBS



**146**  
REGISTERED COACHES  
76% MALE  
24% FEMALE

**147**  
REGISTERED REFEREES  
84% MALE  
16% FEMALE

**SPECIFIC DIVERSITY  
AND INCLUSION PROGRAMS**  
**593**

Includes programs specifically for Cultural and Linguistically Diverse Communities, Aboriginal and Torres Strait Islander & All Ability participants

### OTHER FORMATS

**SOCIAL**  
**791**  
PARTICIPANTS



MALE



FEMALE

**1,648**  
SCHOOL PROGRAMS  
+ **703**  
SCHOOL COMPETITIONS  
= **2,351**  
SCHOOLS TOTAL PARTICIPANTS

**COMMUNITY EVENTS &  
PROMOTIONAL EXPERIENCES**  
**128**  
PARTICIPANTS