



FOOTBALL  
AUSTRALIA

20  
25

National  
Participation



# FOREWORD



# NATIONAL PARTICIPATION REPORT

Football continues to be Australia's most powerful force for community connection, and the 2025 National Participation Report reflects a game that continues to grow from existing record highs.

## Connecting Communities Through Football

In 2025, **1.93 million Australians participated in football across clubs, schools, social formats, futsal and inclusion programs**, proving that Football remains Australia's most participated team sport across every corner, culture and generation in Australia. This growth is driven by a nationwide network of **more than 3,300 community clubs** (of whom 2,219 take registration)\*, supported by volunteers, coaches and referees who deliver football every day.

Our game unites Australians and creates belonging and a shared identity. Participation across social formats, schools and inclusion programs reflects football's unique role in supporting social cohesion, community wellbeing and lifelong engagement.

## Facilities that Enable Participation

Across the country, community clubs are working tirelessly to meet rising demand, often within facilities that were not designed for today's participation levels or expectations.

Community clubs are under enormous pressure to accommodate the significant growth in football participation (particularly among women and girls), because of deteriorating facilities, rapid urban development limiting suitable greenfield spaces, and increasingly volatile weather events.

Quality pitches, lighting, changerooms and climate-resilient infrastructure are essential to sustaining growth, supporting inclusive participation, and ensuring safe environments for all. Strengthening community football infrastructure remains critical to enabling continued participation as outlined in our Securing Our Football Future policy platform.

## Clear and Connected Pathways

Football's pathways, from schools and grassroots clubs through to elite and high-performance environments, are central to the game's continued success. **One of the most significant and encouraging trends in this report is the continued growth of women and girls' participation, which has reached 231,435 participants across outdoor, futsal and social formats.** This growth highlights the importance of clear, connected pathways that allow participants to enter, remain and progress in the game in ways that suit their ambitions and stages of life.


The launch of the Emerging Championships and the inaugural Australian Championship further strengthen this pathway, creating new national stages that connect community football to the professional and high-performance game while uniting generations of Australian football.

## Looking to the Future

The year ahead is an exciting one for Australian football. The Matildas will compete on home soil at the AFC Women's Asian Cup, while the Socceroos will represent the nation on the global stage at the FIFA World Cup. These moments inspire participation, strengthen national pride and connect grassroots football to the world stage.

This report celebrates what football already delivers for Australia — and reinforces the importance of continuing to invest in the people, infrastructure and pathways that will shape the future of the game. With the right support, football will continue to grow as a sport that reflects Australia and brings communities together.

Yours in football,



**Heather Garriock**  
**EXECUTIVE DIRECTOR OF FOOTBALL AND DEPUTY CEO**  
**FOOTBALL AUSTRALIA**

\*Of these, 2,219 clubs are actively collecting registrations for competitions sanctioned by Football Australia. As part of our ongoing improvements to the PlayFootball platform, we will be completing an audit of clubs that are not currently collecting registrations, with the support of our Member Federations. The 2,219 clubs do not yet include futsal, community, and private academies into the PlayFootball registration platform.

## WOMEN & GIRLS PARTICIPATION 231,435

INCLUDES OUTDOOR,  
REGISTERED FUTSAL & SOCIAL

4%  
growth  
on 2024

## A LEAGUES

### TOTAL PARTICIPATION 513,610

INCLUDES SCHOOLS, COMMUNITY EVENTS & PROMOTIONAL EXPERIENCES

5%  
growth  
on 2024

## OUTDOOR AFFILIATED FOOTBALL

### 651,624 PARTICIPANTS

2%  
growth  
on 2024

### 2,219 CLUBS



484,552  
MALE  
(74% OF TOTAL)



166,469  
FEMALE  
(26% OF TOTAL)



### 291,864 PARTICIPANTS



MALE  
218,838



FEMALE  
72,805

### YOUTH 197,599 PARTICIPANTS



MALE  
142,656



FEMALE  
54,808

### SENIOR 162,161 PARTICIPANTS




MALE  
123,058



FEMALE  
38,856

### 68,655 REGISTERED COACHES

75% MALE  
25% FEMALE



### 13,815 REGISTERED REFEREES

86% MALE  
14% FEMALE

### 29,986 VOLUNTEERS

51% MALE  
49% FEMALE



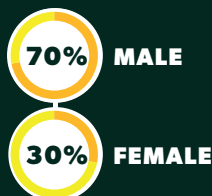
## SPECIFIC DIVERSITY AND INCLUSION PROGRAMS PARTICIPANTS

### 24,286

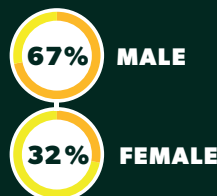
Includes programs specifically for Cultural and Linguistically Diverse Communities, Aboriginal and Torres Strait Islander & All Ability participants

## OTHER FORMATS

### FUTSAL 63,425 PARTICIPANTS



### SOCIAL 180,099 PARTICIPANTS



### 138,727 FOOTBALL AUSTRALIA SPORTING SCHOOLS + 401,395

OTHER SCHOOL PROGRAMS  
Includes school competitions and school participation programs

### SCHOOLS TOTAL = 540,122 PARTICIPANTS

### COMMUNITY EVENTS & PROMOTIONAL EXPERIENCES 366,898 PARTICIPANTS

# 2025 NSW SUMMARY



TOTAL PARTICIPATION

**617,444**

1%  
growth  
on 2024

**WOMEN & GIRLS  
PARTICIPATION  
98,135**

INCLUDES OUTDOOR,  
REGISTERED FUTSAL & SOCIAL

**LEAGUES**

**TOTAL PARTICIPATION  
171,260**

INCLUDES SCHOOLS, COMMUNITY EVENTS & PROMOTIONAL EXPERIENCES

## OUTDOOR AFFILIATED FOOTBALL

**261,221  
PARTICIPANTS**

**717  
CLUBS**



**190,815  
MALE  
(73% OF TOTAL)**



**70,260  
FEMALE  
(27% OF TOTAL)**



**112,196  
PARTICIPANTS**



**MALE  
81,248**



**FEMALE  
30,911**

**YOUTH  
76,176  
PARTICIPANTS**



**MALE  
53,390**



**FEMALE  
22,768**

**SENIOR  
72,849  
PARTICIPANTS**



**MALE  
56,177**



**FEMALE  
16,581**



**32,811**

**REGISTERED COACHES**

69% MALE  
31% FEMALE

**6,356**

**REGISTERED REFEREES**

86% MALE  
14% FEMALE

**6,925**

**VOLUNTEERS**

58% MALE  
42% FEMALE



**SPECIFIC DIVERSITY AND INCLUSION  
PROGRAMS PARTICIPANTS**

**1,283**

Includes programs specifically for Cultural and Linguistically Diverse Communities, Aboriginal and Torres Strait Islander & All Ability participants

## OTHER FORMATS

**FUTSAL  
5,230  
PARTICIPANTS**



**MALE**



**FEMALE**

**SOCIAL  
79,929  
PARTICIPANTS**



**MALE**



**FEMALE**

**SCHOOLS TOTAL  
117,003  
PARTICIPANTS**

Includes Football Australia Sporting Schools, school competitions and school participation programs

**COMMUNITY EVENTS &  
PROMOTIONAL EXPERIENCES  
103,981  
PARTICIPANTS**

\*Total numbers include male, female and gender unspecified. Some percentages may not total 100% due to undisclosed gender participant data submitted at the point of registration.



# 2025 VIC SUMMARY



TOTAL PARTICIPATION

359,599

WOMEN & GIRLS  
PARTICIPATION  
30,928

INCLUDES OUTDOOR,  
REGISTERED FUTSAL & SOCIAL

14%  
growth  
on 2024

LEAGUES

TOTAL PARTICIPATION  
90,300

INCLUDES SCHOOLS, COMMUNITY EVENTS & PROMOTIONAL EXPERIENCES

## OUTDOOR AFFILIATED FOOTBALL

96,095  
PARTICIPANTS

5%  
growth  
on 2024

353  
CLUBS

72,339  
MALE  
(75% OF TOTAL)

23,616  
FEMALE  
(25% OF TOTAL)



39,827  
PARTICIPANTS



MALE  
30,539

FEMALE  
9,210

YOUTH  
36,938  
PARTICIPANTS



MALE  
27,149

FEMALE  
9,764

SENIOR  
19,330  
PARTICIPANTS



MALE  
14,651

FEMALE  
4,642

6,522

REGISTERED COACHES

85% MALE  
15% FEMALE

1,232

REGISTERED REFEREES

91% MALE  
9% FEMALE

4,447

VOLUNTEERS

50% MALE  
49% FEMALE

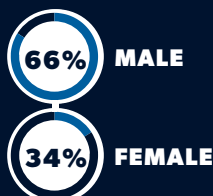
SPECIFIC DIVERSITY AND INCLUSION  
PROGRAMS PARTICIPANTS

2,957

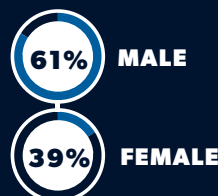
Includes programs specifically for Cultural and Linguistically Diverse  
Communities, Aboriginal and Torres Strait Islander & All Ability participants

## OTHER FORMATS

FUTSAL  
38,125  
PARTICIPANTS



SOCIAL  
16,930  
PARTICIPANTS



SCHOOLS TOTAL  
136,328  
PARTICIPANTS

Includes Football Australia Sporting Schools, school competitions  
and school participation programs

COMMUNITY EVENTS &  
PROMOTIONAL EXPERIENCES  
56,963  
PARTICIPANTS

\*Total numbers include male, female and gender unspecified. Some percentages may not total 100% due to undisclosed gender participant data submitted at the point of registration.

# 2025 QLD SUMMARY



TOTAL PARTICIPATION

296,024

1%

GROWTH

## WOMEN & GIRLS PARTICIPATION

37,946

INCLUDES OUTDOOR,  
REGISTERED FUTSAL & SOCIAL

## LEAGUES

TOTAL PARTICIPATION

13,317

INCLUDES SCHOOLS, COMMUNITY EVENTS & PROMOTIONAL EXPERIENCES

## OUTDOOR AFFILIATED FOOTBALL

104,690  
PARTICIPANTS

1%  
growth  
on 2024

313  
CLUBS

80,182  
MALE  
(77% OF TOTAL)

24,355  
FEMALE  
(23% OF TOTAL)



50,872  
PARTICIPANTS

81%

MALE  
41,002

19%

FEMALE  
9,813

YOUTH  
29,694  
PARTICIPANTS

75%

MALE  
22,311

25%

FEMALE  
7,332

SENIOR  
24,124  
PARTICIPANTS

70%

MALE  
16,869

30%

FEMALE  
7,210



9,636  
REGISTERED COACHES

84% MALE  
16% FEMALE



2,989  
REGISTERED REFEREES

84% MALE  
15% FEMALE



8,772  
VOLUNTEERS

46% MALE  
54% FEMALE

## SPECIFIC DIVERSITY AND INCLUSION PROGRAMS PARTICIPANTS

4,452

Includes programs specifically for Cultural and Linguistically Diverse Communities, Aboriginal and Torres Strait Islander & All Ability participants

## OTHER FORMATS

FUTSAL  
12,695  
PARTICIPANTS

78%

MALE

22%

FEMALE

SOCIAL  
39,740  
PARTICIPANTS

73%

MALE

27%

FEMALE

## SCHOOLS TOTAL

91,713  
PARTICIPANTS

Includes Football Australia Sporting Schools, school competitions and school participation programs

## COMMUNITY EVENTS & PROMOTIONAL EXPERIENCES

21,337  
PARTICIPANTS



\*Total numbers include male, female and gender unspecified. Some percentages may not total 100% due to undisclosed gender participant data submitted at the point of registration.

# 2025 WA SUMMARY



TOTAL PARTICIPATION

174,710

WOMEN & GIRLS  
PARTICIPATION

15,043

INCLUDES OUTDOOR,

19%  
growth  
on 2024

LEAGUES

TOTAL PARTICIPATION

43,760

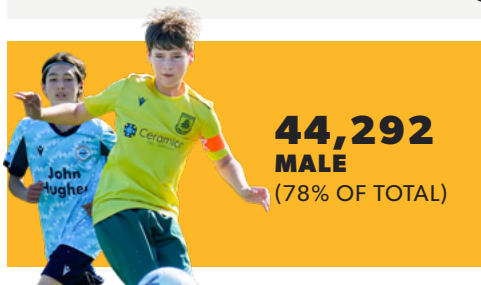
INCLUDES SCHOOLS, COMMUNITY EVENTS & PROMOTIONAL EXPERIENCES

## OUTDOOR AFFILIATED FOOTBALL

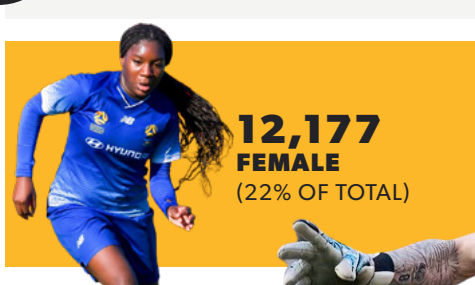
56,504  
PARTICIPANTS

10%  
growth  
on 2024

205  
CLUBS



44,292  
MALE  
(78% OF TOTAL)



12,177  
FEMALE  
(22% OF TOTAL)



25,823  
PARTICIPANTS



79%

MALE  
20,276



21%

FEMALE  
5,538

YOUTH  
17,810  
PARTICIPANTS



77%

MALE  
13,646



23%

FEMALE  
4,155

SENIOR  
12,871  
PARTICIPANTS



81%

MALE  
10,370



19%

FEMALE  
2,484

4,878

REGISTERED COACHES

78% MALE  
22% FEMALE



664

REGISTERED REFEREES

88% MALE  
12% FEMALE

2,250

VOLUNTEERS

42% MALE  
58% FEMALE

SPECIFIC DIVERSITY AND INCLUSION  
PROGRAMS PARTICIPANTS

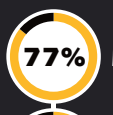
7,669

Includes programs specifically for Cultural and Linguistically Diverse Communities, Aboriginal and Torres Strait Islander & All Ability participants

## OTHER FORMATS

FUTSAL

86  
PARTICIPANTS



77% MALE



23% FEMALE

SOCIAL

4,055  
PARTICIPANTS



25% MALE



70% FEMALE

SCHOOLS TOTAL

77,237  
PARTICIPANTS

Includes Football Australia Sporting Schools, school competitions and school participation programs

COMMUNITY EVENTS &  
PROMOTIONAL EXPERIENCES

21,367  
PARTICIPANTS

\*Total numbers include male, female and gender unspecified. Some percentages may not total 100% due to undisclosed gender participant data submitted at the point of registration.



# 2025 NNSW SUMMARY



TOTAL PARTICIPATION

178,838

20%

GROWTH

WOMEN & GIRLS  
PARTICIPATION

24,096

INCLUDES OUTDOOR,  
REGISTERED FUTSAL & SOCIAL

2%  
growth  
on 2024

LEAGUES

TOTAL PARTICIPATION

64,606

INCLUDES SCHOOLS, COMMUNITY EVENTS & PROMOTIONAL EXPERIENCES

## OUTDOOR AFFILIATED FOOTBALL

60,556  
PARTICIPANTS

205  
CLUBS

42,532  
MALE  
(70% OF TOTAL)

17,977  
FEMALE  
(30% OF TOTAL)

colts  
MINIROOS  
30,233  
PARTICIPANTS



MALE  
21,028



FEMALE  
9,188

YOUTH  
16,475  
PARTICIPANTS



MALE  
11,107



FEMALE  
5,354

SENIOR  
13,848  
PARTICIPANTS



MALE  
10,397



FEMALE  
3,435

6,832  
REGISTERED COACHES

72% MALE  
28% FEMALE

958  
REGISTERED REFEREES

87% MALE  
13% FEMALE

3,586  
VOLUNTEERS

53% MALE  
47% FEMALE

SPECIFIC DIVERSITY AND INCLUSION  
PROGRAMS PARTICIPANTS

1,318

Includes programs specifically for Cultural and Linguistically Diverse  
Communities, Aboriginal and Torres Strait Islander & All Ability participants

## OTHER FORMATS

FUTSAL  
148  
PARTICIPANTS



MALE



FEMALE

SOCIAL  
18,537  
PARTICIPANTS



MALE



FEMALE

SCHOOLS TOTAL

38,403

PARTICIPANTS

Includes Football Australia Sporting Schools, school competitions  
and school participation programs

COMMUNITY EVENTS &  
PROMOTIONAL EXPERIENCES

48,500

PARTICIPANTS

\*Total numbers include male, female and gender unspecified. Some percentages may not total 100% due to undisclosed gender participant data submitted at the point of registration.

# 2025 SA SUMMARY



TOTAL PARTICIPATION

139,388

10%

GROWTH

12%  
growth  
on 2024

**WOMEN & GIRLS  
PARTICIPATION**  
**9,409**

INCLUDES OUTDOOR,  
REGISTERED FUTSAL & SOCIAL

**LEAGUES**

**TOTAL PARTICIPATION**  
**61,990**

INCLUDES SCHOOLS, COMMUNITY EVENTS & PROMOTIONAL EXPERIENCES

## OUTDOOR AFFILIATED FOOTBALL

**32,072**  
**PARTICIPANTS**

**314**  
**CLUBS**



**25,424**  
**MALE**  
(79% OF TOTAL)



**6,628**  
**FEMALE**  
(21% OF TOTAL)



**10,854**  
**PARTICIPANTS**



**MALE**  
8,682



**FEMALE**  
2,169

**YOUTH**  
**10,157**  
**PARTICIPANTS**



**MALE**  
7,612



**FEMALE**  
2,539

**SENIOR**  
**11,061**  
**PARTICIPANTS**



**MALE**  
9,130



**FEMALE**  
1,920

**4,527**

**REGISTERED COACHES**

88% MALE  
12% FEMALE



**574**

**REGISTERED REFEREES**

86% MALE  
13% FEMALE

**1,400**

**VOLUNTEERS**

51% MALE  
49% FEMALE

**SPECIFIC DIVERSITY AND INCLUSION  
PROGRAMS PARTICIPANTS**

**1,013**

Includes programs specifically for Cultural and Linguistically Diverse Communities, Aboriginal and Torres Strait Islander & All Ability participants

## OTHER FORMATS

**FUTSAL**  
**804**  
**PARTICIPANTS**



**MALE**



**FEMALE**

**SOCIAL**  
**11,991**  
**PARTICIPANTS**



**MALE**



**FEMALE**

**SCHOOLS TOTAL**  
**33,720**  
**PARTICIPANTS**

Includes Football Australia Sporting Schools, school competitions and school participation programs

**COMMUNITY EVENTS &  
PROMOTIONAL EXPERIENCES**  
**53,287**  
**PARTICIPANTS**





# 2025 ACT SUMMARY



## TOTAL PARTICIPATION

# 40,311

15%  
growth  
on 2024

**WOMEN & GIRLS  
PARTICIPATION**  
**8,194**

INCLUDES OUTDOOR, REGIS-

## LEAGUES

**TOTAL PARTICIPATION**  
**2,030**

## OUTDOOR AFFILIATED FOOTBALL

**19,425  
PARTICIPANTS**

**50  
CLUBS**

**13,748  
MALE**  
(71% OF TOTAL)

**5,646  
FEMALE**  
(29% OF TOTAL)



**9,722  
PARTICIPANTS**



**YOUTH  
5,421  
PARTICIPANTS**



**SENIOR  
4,282  
PARTICIPANTS**



**1,244**

**REGISTERED COACHES**

83% MALE  
16% FEMALE

**684**

**REGISTERED REFEREES**

74% MALE  
26% FEMALE

**1,464**

**VOLUNTEERS**

47% MALE  
53% FEMALE

**SPECIFIC DIVERSITY AND INCLUSION  
PROGRAMS PARTICIPANTS**

# 15

Includes programs specifically for Cultural and Linguistically Diverse Communities, Aboriginal and Torres Strait Islander & All Ability participants

## OTHER FORMATS

**FUTSAL  
3,880  
PARTICIPANTS**

**72% MALE**

**28% FEMALE**

**SOCIAL  
4,329  
PARTICIPANTS**

**66% MALE**

**34% FEMALE**

**SCHOOLS TOTAL**

# 1,404 PARTICIPANTS

Includes Football Australia Sporting Schools, school competitions and school participation programs

**COMMUNITY EVENTS &  
PROMOTIONAL EXPERIENCES**

# 7,866 PARTICIPANTS

\*Total numbers include male, female and gender unspecified. Some percentages may not total 100% due to undisclosed gender participant data submitted at the point of registration.

# 2025 TAS SUMMARY



FOOTBALL  
TASMANIA

TOTAL PARTICIPATION

41,395

32%

GROWTH

WOMEN & GIRLS PARTICIPATION  
5,318

INCLUDES OUTDOOR, REGISTERED FUTSAL & SOCIAL

1%  
growth  
on 2024

## OUTDOOR AFFILIATED FOOTBALL

15,193  
PARTICIPANTS

4%  
growth  
on 2024

44  
CLUBS

11,008  
MALE  
(72% OF TOTAL)

4,174  
FEMALE  
(27% OF TOTAL)



9,201  
PARTICIPANTS



MALE  
6,737



FEMALE  
2,461

YOUTH  
3,628  
PARTICIPANTS



MALE  
2,558



FEMALE  
1,066

SENIOR  
2,364  
PARTICIPANTS



MALE  
1,713



FEMALE  
647

1,810

REGISTERED COACHES

70% MALE  
29% FEMALE



261

REGISTERED REFEREES

89% MALE  
11% FEMALE

762

VOLUNTEERS

54% MALE  
45% FEMALE

SPECIFIC DIVERSITY AND INCLUSION  
PROGRAMS PARTICIPANTS

37

Includes programs specifically for Cultural and Linguistically Diverse Communities, Aboriginal and Torres Strait Islander & All Ability participants

## OTHER FORMATS

FUTSAL  
2,350  
PARTICIPANTS



MALE



FEMALE

SOCIAL  
2,670  
PARTICIPANTS



MALE



FEMALE

SCHOOLS TOTAL

8,312  
PARTICIPANTS

Includes Football Australia Sporting Schools, school competitions and school participation programs

COMMUNITY EVENTS &  
PROMOTIONAL EXPERIENCES

10,000  
PARTICIPANTS

\*Total numbers include male, female and gender unspecified. Some percentages may not total 100% due to undisclosed gender participant data submitted at the point of registration.



# 2025 NT SUMMARY



FOOTBALL  
NORTHERN  
TERRITORY

TOTAL PARTICIPATION

24,854

9%

GROWTH

## WOMEN & GIRLS PARTICIPATION 2,366

INCLUDES OUTDOOR, REGISTERED FUTSAL & SOCIAL

5%  
growth  
on 2024

## OUTDOOR AFFILIATED FOOTBALL

5,868  
PARTICIPANTS

2%  
growth  
on 2024

18  
CLUBS

4,212  
MALE  
(72% OF TOTAL)

1,636  
FEMALE  
(28% OF TOTAL)



3,136  
PARTICIPANTS



YOUTH  
1,300  
PARTICIPANTS



SENIOR  
1,432  
PARTICIPANTS



395



REGISTERED COACHES

79% MALE  
21% FEMALE



97

REGISTERED REFEREES

87% MALE  
13% FEMALE



380

VOLUNTEERS

79% MALE  
21% FEMALE

SPECIFIC DIVERSITY AND INCLUSION  
PROGRAMS PARTICIPANTS

5,542

Includes programs specifically for Cultural and Linguistically Diverse Communities, Aboriginal and Torres Strait Islander & All Ability participants

## OTHER FORMATS

FUTSAL  
107  
PARTICIPANTS



SOCIAL  
1,918  
PARTICIPANTS



COMMUNITY EVENTS &  
PROMOTIONAL EXPERIENCES

2,440  
PARTICIPANTS

\*Total numbers include male, female and gender unspecified. Some percentages may not total 100% due to undisclosed gender participant data submitted at the point of registration.